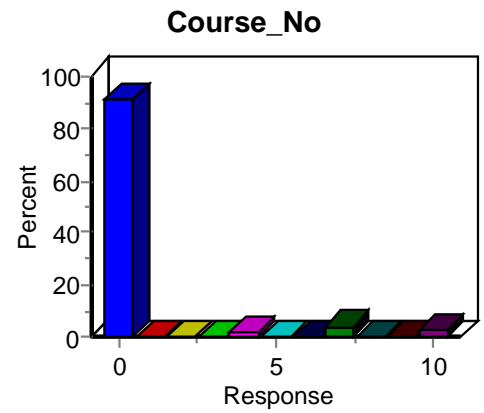


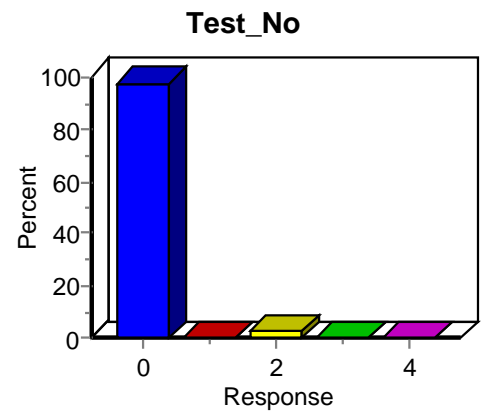
### Item Analysis: Course\_No

Label	Value	Frequency	Percent
	-	770	91.02
16	16	1	0.12
099	99	2	0.24
056	56	1	0.12
101	101	17	2.01
100	100	1	0.12
40	40	2	0.24
110	110	32	3.78
058	58	1	0.12
103	103	1	0.12
122	122	18	2.13
Total Valid		846	100.00



### Item Analysis: Test\_No

Label	Value	Frequency	Percent
	-	824	97.40
1	1	1	0.12
101	101	19	2.25
24	24	1	0.12
30	30	1	0.12
Total Valid		846	100.00

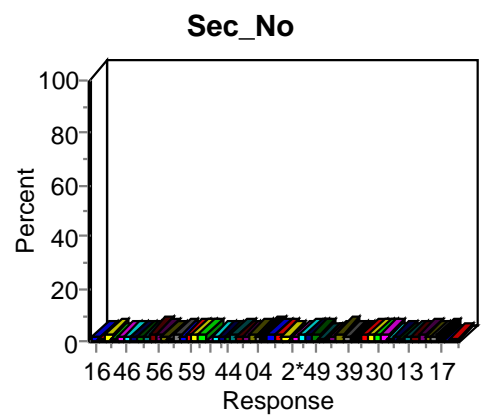


### Item Analysis: Sec\_No

Label	Value	Frequency	Percent
16	16	17	2.01
**	-	5	0.59
01	1	20	2.36
28	28	5	0.59
42	42	12	1.42
46	46	12	1.42
47	47	16	1.89
48	48	15	1.77
54	54	13	1.54
55	55	26	3.07
56	56	22	2.60
57	57	16	1.89
62	62	5	0.59
03	3	18	2.13
60	60	15	1.77

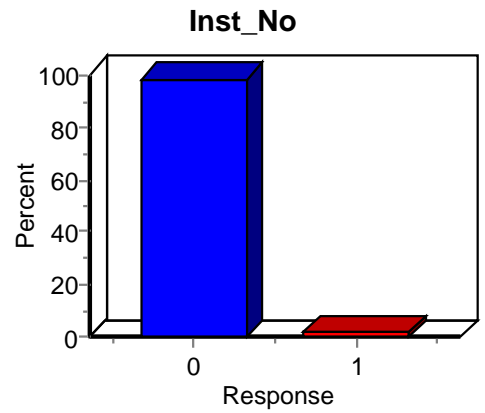
Label	Value	Frequency	Percent
59	59	18	2.13
53	53	19	2.25
40	40	20	2.36
	-	2	0.24
41	41	17	2.01
45	45	12	1.42
44	44	16	1.89
36	36	20	2.36
29	29	17	2.01
22	22	11	1.30
05	5	22	2.60
04	4	16	1.89
06	6	25	2.96
10	10	18	2.13
09	9	18	2.13
23	23	16	1.89
2*	-	1	0.12
24	24	14	1.65
31	31	21	2.48
38	38	21	2.48
49	49	19	2.25
66	66	5	0.59
64	64	9	1.06
68	68	13	1.54
58	58	25	2.96
39	39	15	1.77
37	37	17	2.01
3*	-	1	0.12
34	34	18	2.13
32	32	18	2.13
30	30	23	2.72
27	27	18	2.13
20	20	7	0.83
21	21	11	1.30
15	15	6	0.71
13	13	14	1.65
12	12	12	1.42
11	11	18	2.13
07	7	16	1.89
02	2	12	1.42
17	17	19	2.25
*7	-	1	0.12
19	19	8	0.95

Label	Value	Frequency	Percent
Total Valid		846	100.00



## Item Analysis: Inst\_No

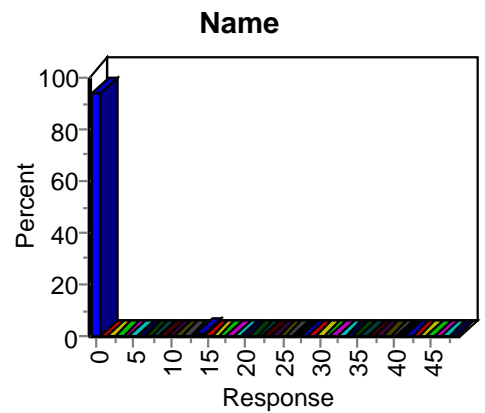
Label	Value	Frequency	Percent
	-	835	98.70
00000000	0	11	1.30
Total Valid		846	100.00



## Item Analysis: Name

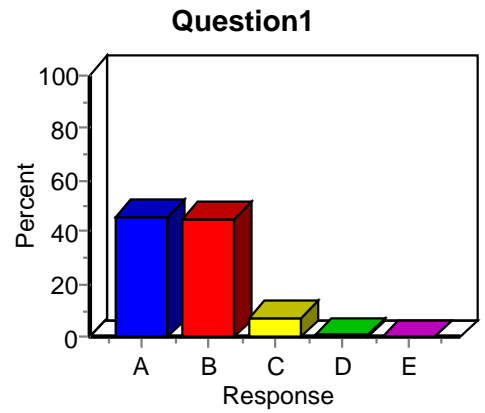
Label	Value	Frequency	Percent
	-	791	93.50
SMITHMATTHEW W	-	1	0.12
H	-	1	0.12
***EDDOJ	-	1	0.12
CULLMERAMAND AR	-	1	0.12
SWIETONMATTJ	-	1	0.12
CUFFNICHOLAS S	-	1	0.12
SCHULTZKRISTI*	-	1	0.12
BRADLEYKRISTI NA	-	1	0.12
PITINOBRIANNA M	-	1	0.12
KANETIERNEYE	-	1	0.12
CUTLERDANAM	-	1	0.12
REWENKOKAITL YNA	-	1	0.12
MARTINOREBEC CAL	-	1	0.12
PEARSON	-	6	0.71
FOITOLINDSEYE	-	1	0.12
DUPONTCHRIST OPHERR	-	1	0.12
SPINADOMINICK	-	1	0.12
AR	-	1	0.12
PETKOVA	-	1	0.12
CZARNIECKIADA MR	-	1	0.12

Label	Value	Frequency	Percent
VARSANIKCHRIS E	-	1	0.12
HUTCHISONINES	-	1	0.12
HOFFMANDOUG LAS	-	1	0.12
O	-	1	0.12
MILLERDANIEL	-	1	0.12
JOHNSON	-	1	0.12
B	-	1	0.12
HOPKINSFRANCI SJ	-	1	0.12
FEHRSGRIFFINC	-	1	0.12
MASHIAK	-	1	0.12
HORDEJUKAMIN	-	1	0.12
MEHMEDOVICAM ELA	-	1	0.12
TOMASZWCZL	-	1	0.12
EFESEJOSEPH	-	1	0.12
CINTRONANDRE S	-	1	0.12
NICOLLSENFT	-	1	0.12
ANONYMOUS	-	1	0.12
URBANSKIHEAT HER	-	1	0.12
THT	-	1	0.12
MARTELLOCHRI S	-	1	0.12
HEALEYJOHNJ	-	1	0.12
BROWNHAYDEN J	-	1	0.12
CAPELESJOSEC	-	1	0.12
HG	-	1	0.12
C	-	1	0.12
TIRNADY	-	3	0.35
TINADY	-	1	0.12
TIRN	-	1	0.12
Total Valid		846	100.00



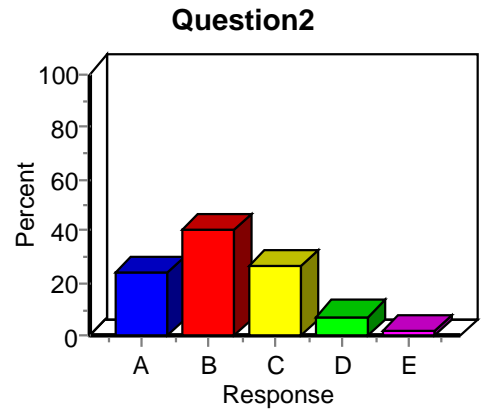
### Item Analysis: Question1

Label	Value	Frequency	Percent
A	1	390	46.10
B	2	383	45.27
C	3	64	7.57
D	4	4	0.47
E	5	0	0.00
Total Valid		841	99.41
Total Missing		5	0.59
Total		846	100.00



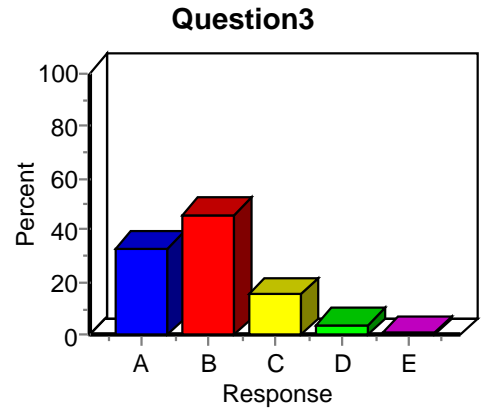
### Item Analysis: Question2

Label	Value	Frequency	Percent
A	1	203	24.00
B	2	339	40.07
C	3	224	26.48
D	4	63	7.45
E	5	12	1.42
Total Valid		841	99.41
Total Missing		5	0.59
Total		846	100.00



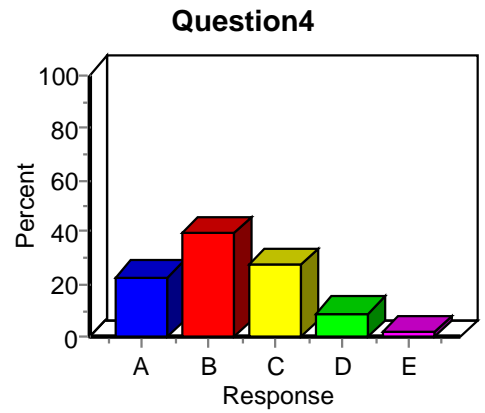
### Item Analysis: Question3

Label	Value	Frequency	Percent
A	1	279	32.98
B	2	386	45.63
C	3	133	15.72
D	4	35	4.14
E	5	8	0.95
Total Valid		841	99.41
Total Missing		5	0.59
Total		846	100.00



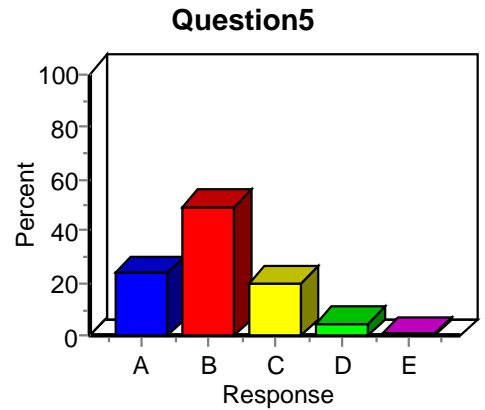
### Item Analysis: Question4

Label	Value	Frequency	Percent
A	1	192	22.70
B	2	333	39.36
C	3	229	27.07
D	4	72	8.51
E	5	15	1.77
Total Valid		841	99.41
Total Missing		-1	5
Total		846	100.00



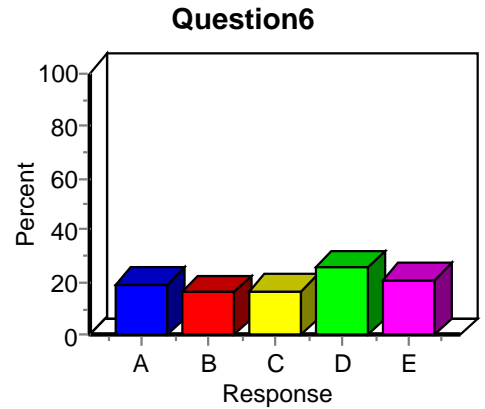
### Item Analysis: Question5

Label	Value	Frequency	Percent
A	1	202	23.88
B	2	415	49.05
C	3	173	20.45
D	4	41	4.85
E	5	10	1.18
Total Valid		841	99.41
Total Missing		-1	5
Total		846	100.00



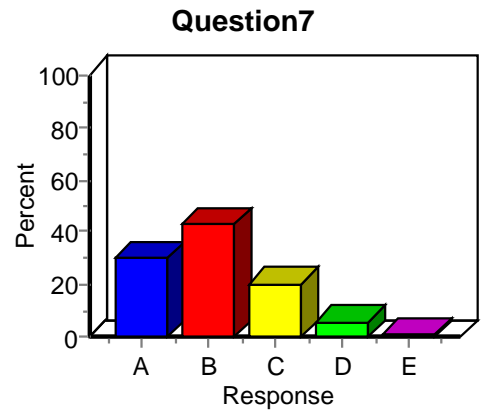
### Item Analysis: Question6

Label	Value	Frequency	Percent
A	1	161	19.03
B	2	137	16.19
C	3	144	17.02
D	4	220	26.00
E	5	177	20.92
Total Valid		839	99.17
Total Missing		-1	7
Total		846	100.00



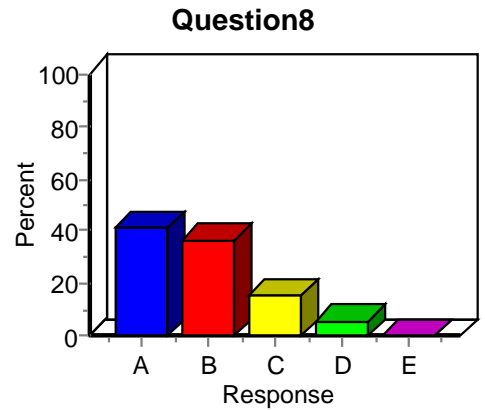
### Item Analysis: Question7

Label	Value	Frequency	Percent
A	1	250	29.55
B	2	363	42.91
C	3	170	20.09
D	4	50	5.91
E	5	4	0.47
Total Valid		837	98.94
Total Missing		-1	9
Total		846	100.00



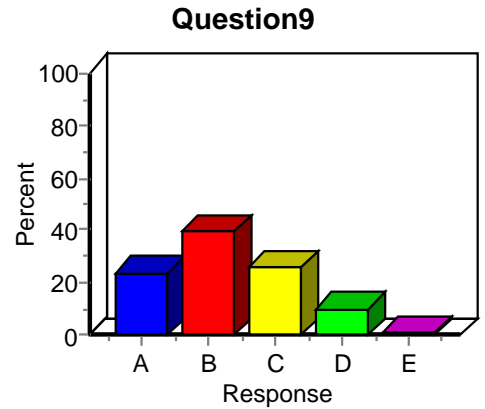
### Item Analysis: Question8

Label	Value	Frequency	Percent
A	1	348	41.13
B	2	307	36.29
C	3	130	15.37
D	4	51	6.03
E	5	3	0.35
Total Valid		839	99.17
Total Missing		-1	7
Total		846	100.00



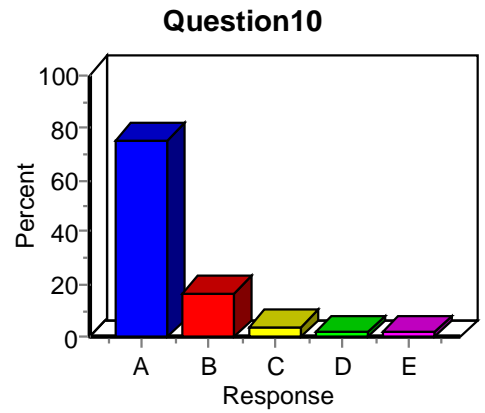
### Item Analysis: Question9

Label	Value	Frequency	Percent
A	1	195	23.05
B	2	336	39.72
C	3	220	26.00
D	4	79	9.34
E	5	10	1.18
Total Valid		840	99.29
Total Missing		-1	6
Total		846	100.00



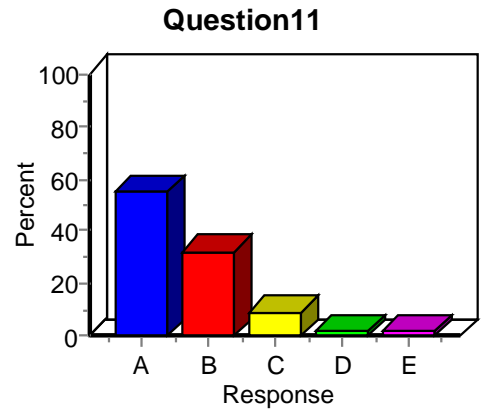
### Item Analysis: Question10

Label	Value	Frequency	Percent
A	1	633	74.82
B	2	146	17.26
C	3	34	4.02
D	4	12	1.42
E	5	13	1.54
Total Valid		838	99.05
Total Missing		-1	8
Total		846	100.00



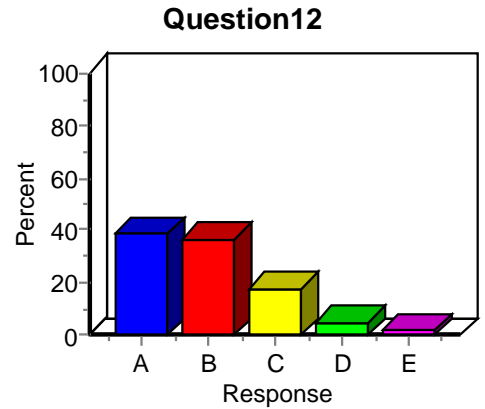
### Item Analysis: Question11

Label	Value	Frequency	Percent
A	1	461	54.49
B	2	275	32.51
C	3	73	8.63
D	4	17	2.01
E	5	11	1.30
Total Valid		837	98.94
Total Missing		-1	9
Total		846	100.00



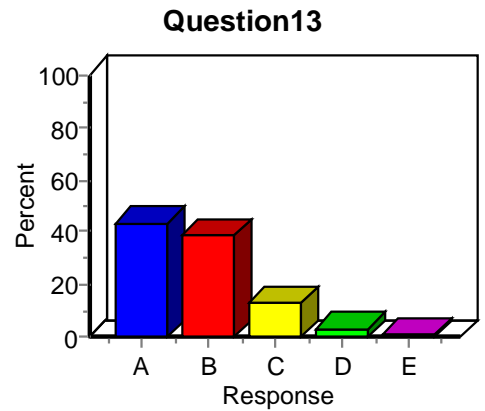
### Item Analysis: Question12

Label	Value	Frequency	Percent
A	1	326	38.53
B	2	305	36.05
C	3	153	18.09
D	4	39	4.61
E	5	16	1.89
Total Valid		839	99.17
Total Missing		-1	7
Total		846	100.00



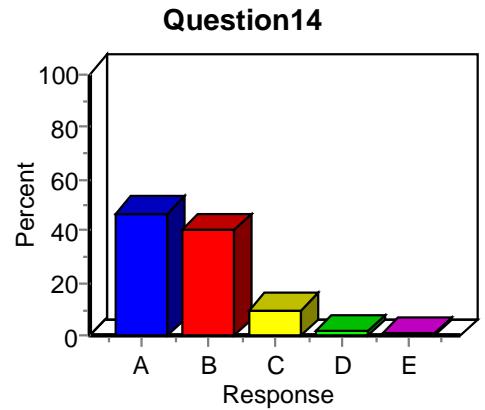
### Item Analysis: Question13

Label	Value	Frequency	Percent	
A	1	366	43.26	
B	2	330	39.01	
C	3	107	12.65	
D	4	28	3.31	
E	5	9	1.06	
Total Valid		840	99.29	
Total Missing		-1	6	0.71
Total		846	100.00	



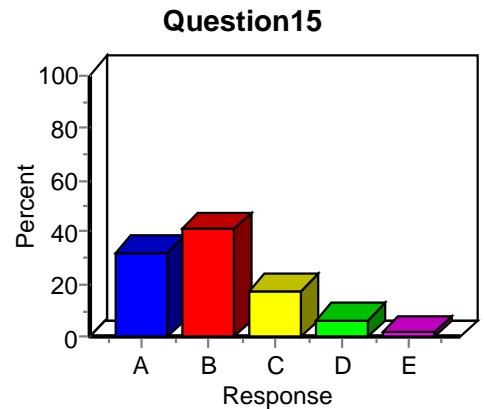
### Item Analysis: Question14

Label	Value	Frequency	Percent	
A	1	399	47.16	
B	2	344	40.66	
C	3	81	9.57	
D	4	12	1.42	
E	5	4	0.47	
Total Valid		840	99.29	
Total Missing		-1	6	0.71
Total		846	100.00	



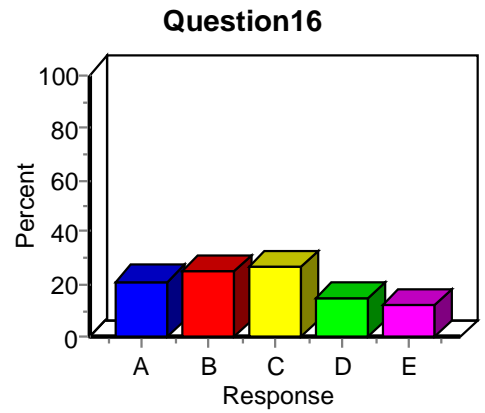
### Item Analysis: Question15

Label	Value	Frequency	Percent	
A	1	275	32.51	
B	2	349	41.25	
C	3	148	17.49	
D	4	52	6.15	
E	5	12	1.42	
Total Valid		836	98.82	
Total Missing		-1	10	1.18
Total		846	100.00	



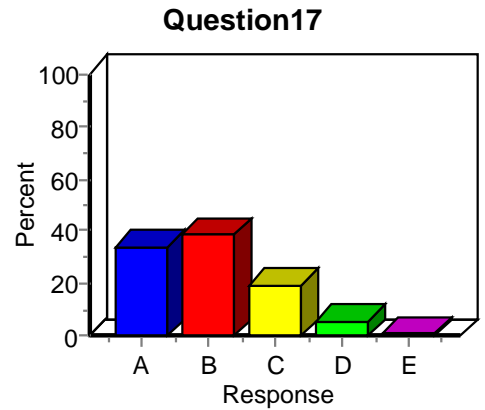
### Item Analysis: Question16

Label	Value	Frequency	Percent
A	1	177	20.92
B	2	214	25.30
C	3	224	26.48
D	4	122	14.42
E	5	99	11.70
Total Valid		836	98.82
Total Missing		10	1.18
Total		846	100.00



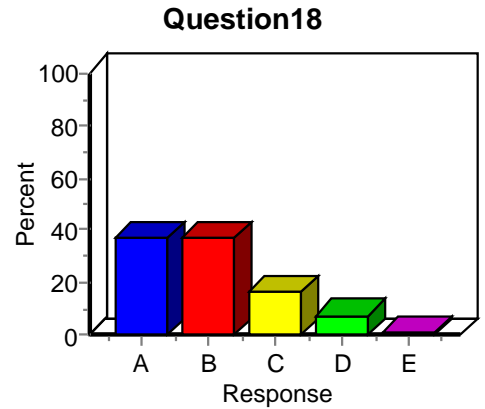
### Item Analysis: Question17

Label	Value	Frequency	Percent
A	1	287	33.92
B	2	327	38.65
C	3	162	19.15
D	4	50	5.91
E	5	9	1.06
Total Valid		835	98.70
Total Missing		11	1.30
Total		846	100.00



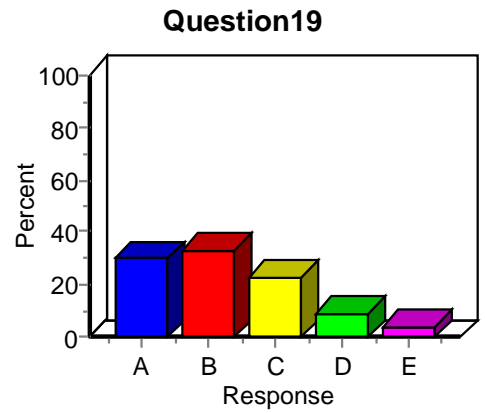
### Item Analysis: Question18

Label	Value	Frequency	Percent
A	1	312	36.88
B	2	317	37.47
C	3	138	16.31
D	4	62	7.33
E	5	9	1.06
Total Valid		838	99.05
Total Missing		8	0.95
Total		846	100.00



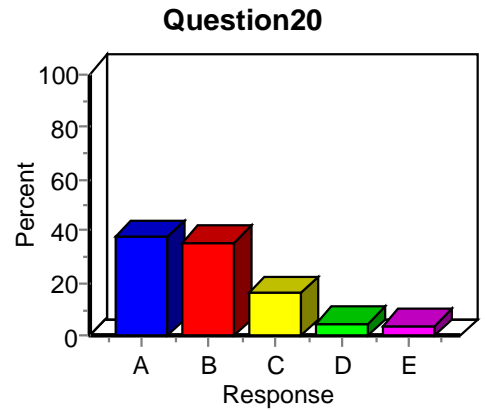
### Item Analysis: Question19

Label	Value	Frequency	Percent
A	1	255	30.14
B	2	281	33.22
C	3	194	22.93
D	4	74	8.75
E	5	32	3.78
Total Valid		836	98.82
Total Missing		-1	1.18
Total		846	100.00



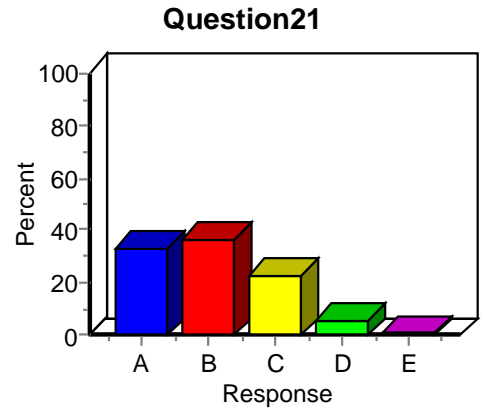
### Item Analysis: Question20

Label	Value	Frequency	Percent
A	1	319	37.71
B	2	301	35.58
C	3	138	16.31
D	4	43	5.08
E	5	37	4.37
Total Valid		838	99.05
Total Missing		-1	0.95
Total		846	100.00



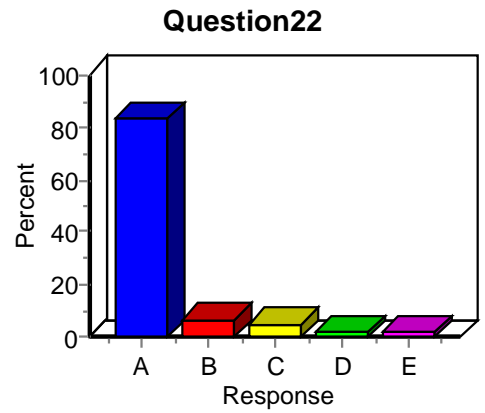
### Item Analysis: Question21

Label	Value	Frequency	Percent
A	1	278	32.86
B	2	310	36.64
C	3	191	22.58
D	4	49	5.79
E	5	10	1.18
Total Valid		838	99.05
Total Missing		-1	0.95
Total		846	100.00



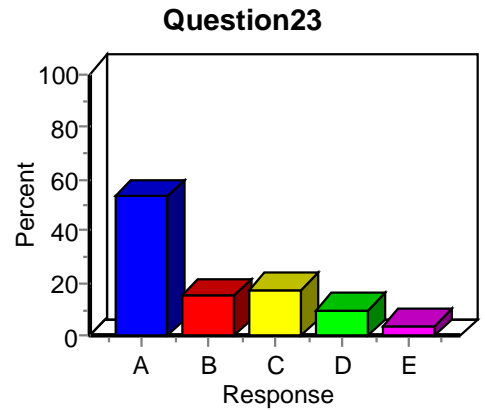
### Item Analysis: Question22

Label	Value	Frequency	Percent
A	1	706	83.45
B	2	57	6.74
C	3	43	5.08
D	4	17	2.01
E	5	14	1.65
Total Valid		837	98.94
Total Missing		-1	1.06
Total		846	100.00



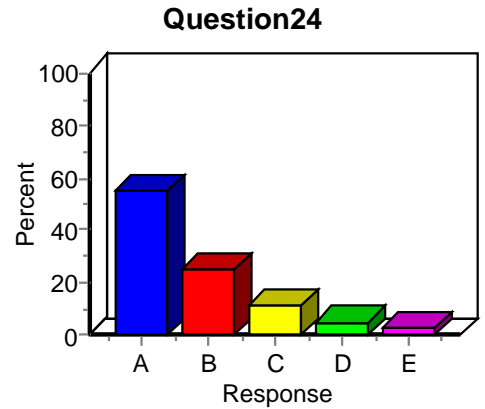
### Item Analysis: Question23

Label	Value	Frequency	Percent
A	1	448	52.96
B	2	127	15.01
C	3	148	17.49
D	4	80	9.46
E	5	32	3.78
Total Valid		835	98.70
Total Missing		-1	1.30
Total		846	100.00



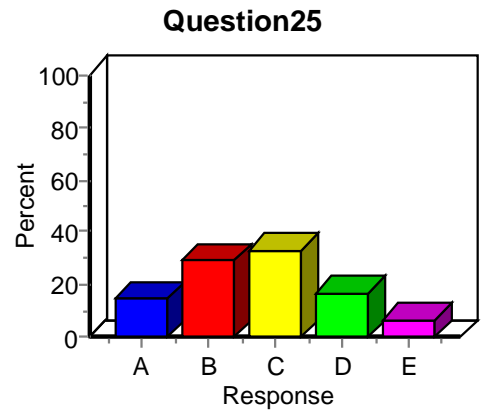
### Item Analysis: Question24

Label	Value	Frequency	Percent
A	1	466	55.08
B	2	214	25.30
C	3	96	11.35
D	4	40	4.73
E	5	19	2.25
Total Valid		835	98.70
Total Missing		-1	1.30
Total		846	100.00



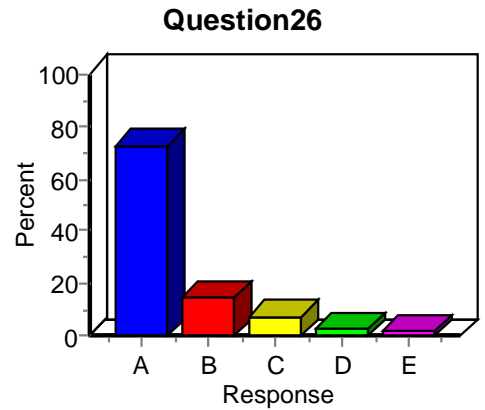
### Item Analysis: Question25

Label	Value	Frequency	Percent
A	1	120	14.18
B	2	243	28.72
C	3	281	33.22
D	4	141	16.67
E	5	53	6.26
Total Valid		838	99.05
Total Missing		-1	8
Total		846	100.00



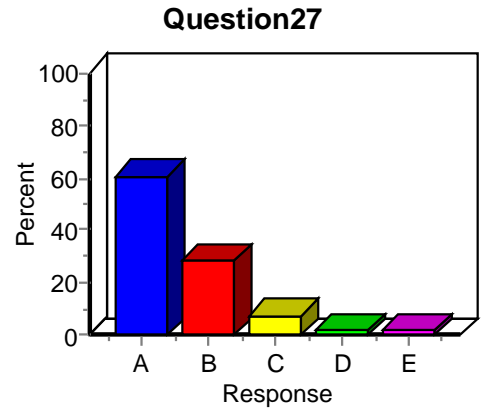
### Item Analysis: Question26

Label	Value	Frequency	Percent
A	1	617	72.93
B	2	122	14.42
C	3	61	7.21
D	4	22	2.60
E	5	14	1.65
Total Valid		836	98.82
Total Missing		-1	10
Total		846	100.00



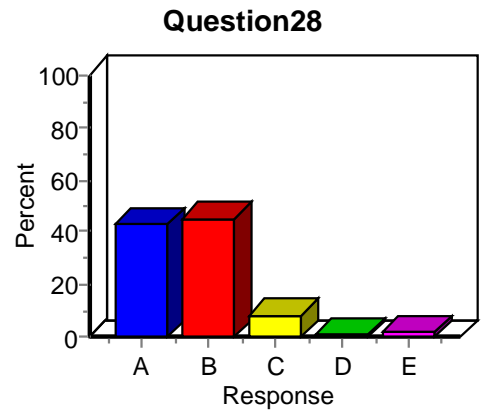
### Item Analysis: Question27

Label	Value	Frequency	Percent
A	1	513	60.64
B	2	237	28.01
C	3	61	7.21
D	4	15	1.77
E	5	11	1.30
Total Valid		837	98.94
Total Missing		-1	9
Total		846	100.00



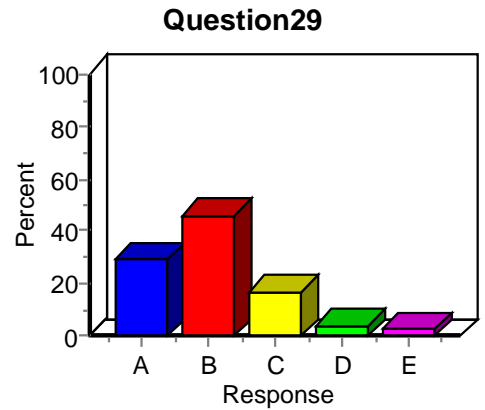
### Item Analysis: Question28

Label	Value	Frequency	Percent
A	1	360	42.55
B	2	381	45.04
C	3	68	8.04
D	4	6	0.71
E	5	17	2.01
Total Valid		832	98.35
Total Missing		-1	1.65
Total		846	100.00



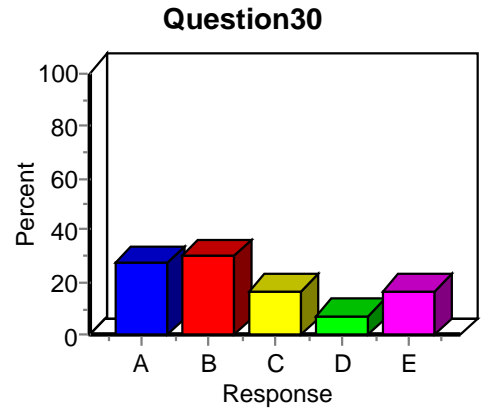
### Item Analysis: Question29

Label	Value	Frequency	Percent
A	1	244	28.84
B	2	390	46.10
C	3	141	16.67
D	4	37	4.37
E	5	19	2.25
Total Valid		831	98.23
Total Missing		-1	1.77
Total		846	100.00



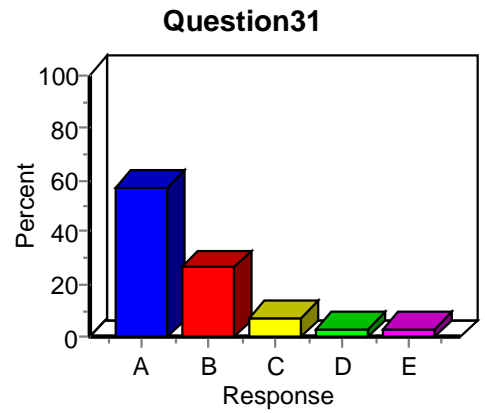
### Item Analysis: Question30

Label	Value	Frequency	Percent
A	1	229	27.07
B	2	255	30.14
C	3	142	16.78
D	4	63	7.45
E	5	142	16.78
Total Valid		831	98.23
Total Missing		-1	1.77
Total		846	100.00



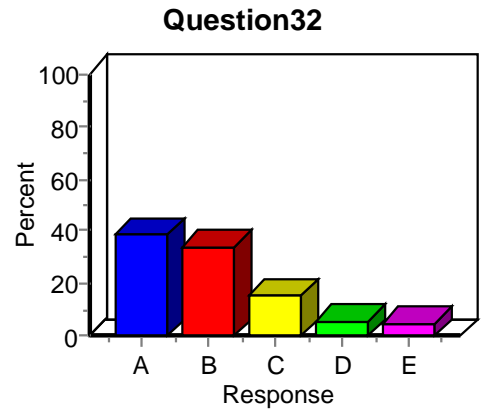
### Item Analysis: Question31

Label	Value	Frequency	Percent
A	1	483	57.09
B	2	228	26.95
C	3	60	7.09
D	4	30	3.55
E	5	30	3.55
Total Valid		831	98.23
Total Missing		-1	1.77
Total		846	100.00



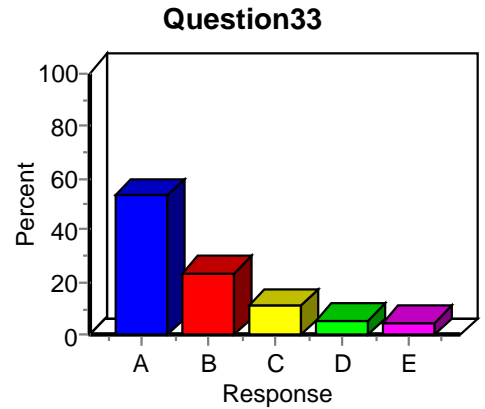
### Item Analysis: Question32

Label	Value	Frequency	Percent
A	1	328	38.77
B	2	286	33.81
C	3	131	15.48
D	4	48	5.67
E	5	39	4.61
Total Valid		832	98.35
Total Missing		-1	1.65
Total		846	100.00



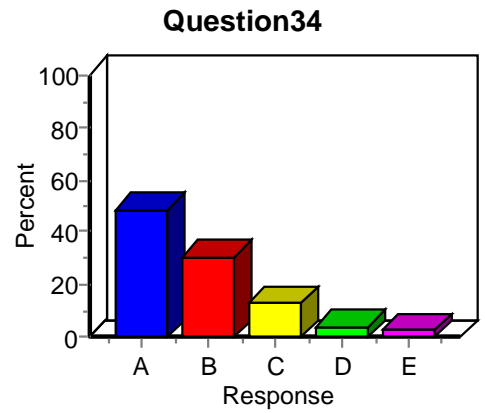
### Item Analysis: Question33

Label	Value	Frequency	Percent
A	1	450	53.19
B	2	195	23.05
C	3	93	10.99
D	4	48	5.67
E	5	44	5.20
Total Valid		830	98.11
Total Missing		-1	1.89
Total		846	100.00



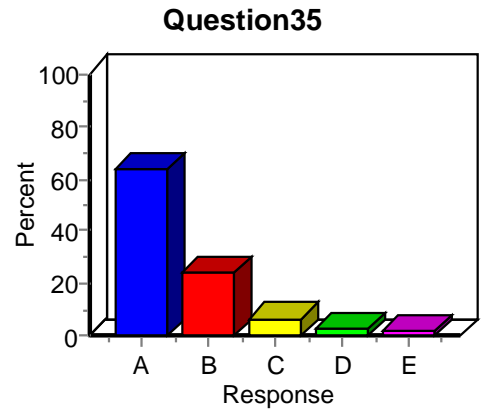
### Item Analysis: Question34

Label	Value	Frequency	Percent
A	1	406	47.99
B	2	262	30.97
C	3	108	12.77
D	4	37	4.37
E	5	19	2.25
Total Valid		832	98.35
Total Missing		-1	1.65
Total		846	100.00



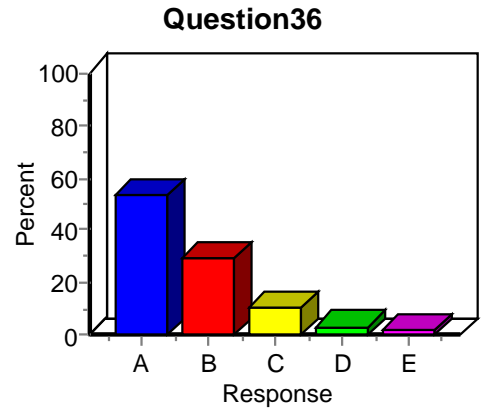
### Item Analysis: Question35

Label	Value	Frequency	Percent
A	1	538	63.59
B	2	207	24.47
C	3	55	6.50
D	4	22	2.60
E	5	11	1.30
Total Valid		833	98.46
Total Missing		-1	1.54
Total		846	100.00



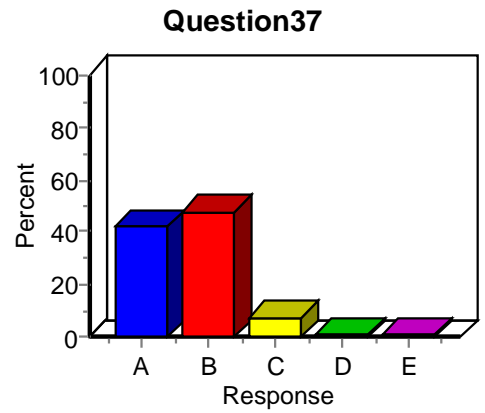
### Item Analysis: Question36

Label	Value	Frequency	Percent
A	1	451	53.31
B	2	247	29.20
C	3	92	10.87
D	4	25	2.96
E	5	14	1.65
Total Valid		829	97.99
Total Missing		-1	2.01
Total		846	100.00



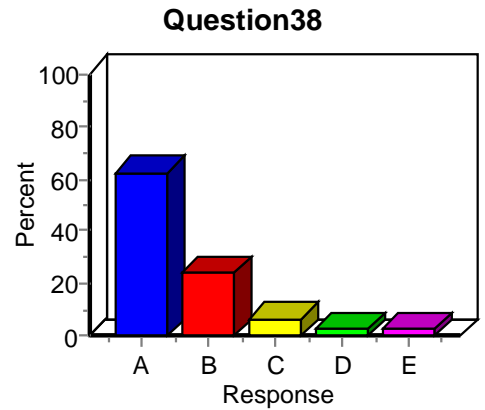
### Item Analysis: Question37

Label	Value	Frequency	Percent
A	1	354	41.84
B	2	401	47.40
C	3	61	7.21
D	4	9	1.06
E	5	5	0.59
Total Valid		830	98.11
Total Missing		-1	1.89
Total		846	100.00



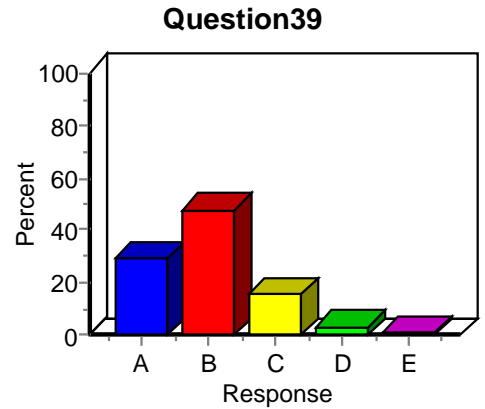
### Item Analysis: Question38

Label	Value	Frequency	Percent
A	1	523	61.82
B	2	207	24.47
C	3	57	6.74
D	4	21	2.48
E	5	19	2.25
Total Valid		827	97.75
Total Missing		-1	2.25
Total		846	100.00



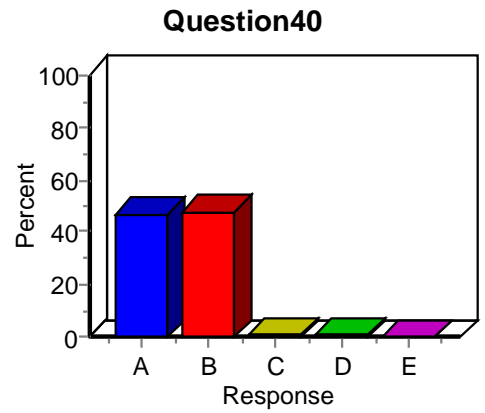
### Item Analysis: Question39

Label	Value	Frequency	Percent
A	1	248	29.31
B	2	402	47.52
C	3	130	15.37
D	4	29	3.43
E	5	9	1.06
Total Valid		818	96.69
Total Missing		-1	3.31
Total		846	100.00



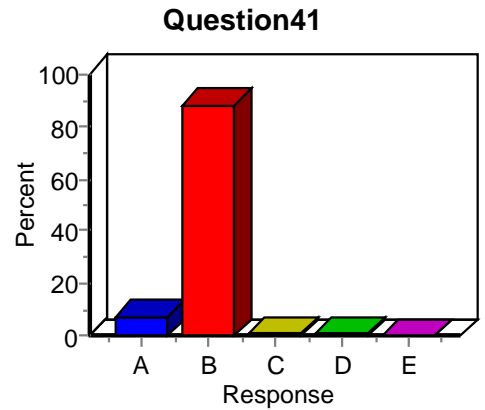
### Item Analysis: Question40

Label	Value	Frequency	Percent
A	1	398	47.04
B	2	404	47.75
C	3	9	1.06
D	4	8	0.95
E	5	1	0.12
Total Valid		820	96.93
Total Missing		-1	26
Total		846	100.00



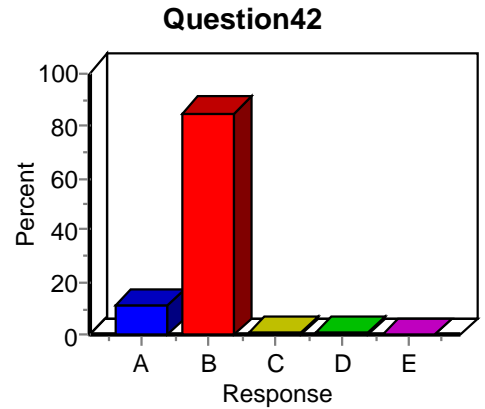
### Item Analysis: Question41

Label	Value	Frequency	Percent
A	1	63	7.45
B	2	741	87.59
C	3	4	0.47
D	4	6	0.71
E	5	1	0.12
Total Valid		815	96.34
Total Missing		-1	31
Total		846	100.00



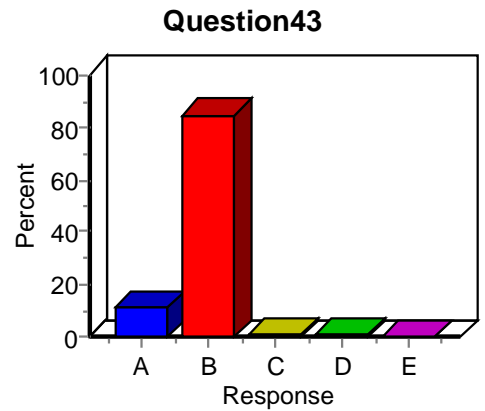
### Item Analysis: Question42

Label	Value	Frequency	Percent
A	1	97	11.47
B	2	716	84.63
C	3	6	0.71
D	4	4	0.47
E	5	1	0.12
Total Valid		824	97.40
Total Missing		-1	22
Total		846	100.00



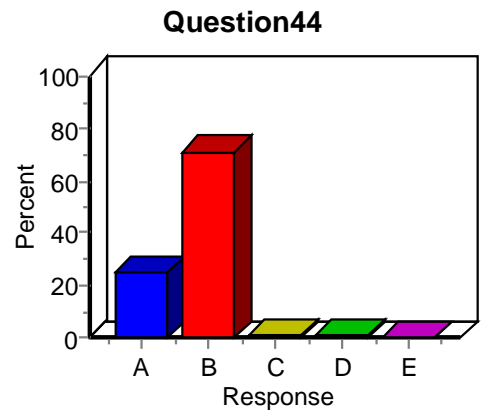
### Item Analysis: Question43

Label	Value	Frequency	Percent
A	1	96	11.35
B	2	714	84.40
C	3	9	1.06
D	4	6	0.71
E	5	0	0.00
Total Valid		825	97.52
Total Missing		-1	2.48
Total		846	100.00



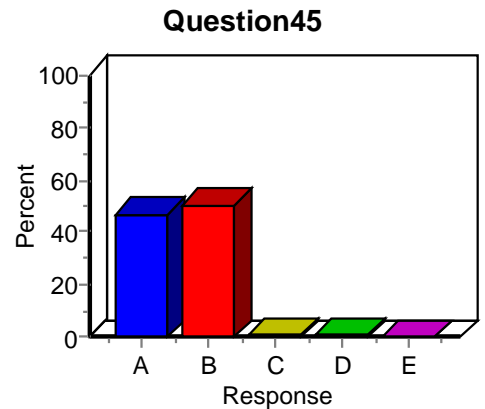
### Item Analysis: Question44

Label	Value	Frequency	Percent
A	1	211	24.94
B	2	603	71.28
C	3	5	0.59
D	4	6	0.71
E	5	0	0.00
Total Valid		825	97.52
Total Missing		-1	2.48
Total		846	100.00



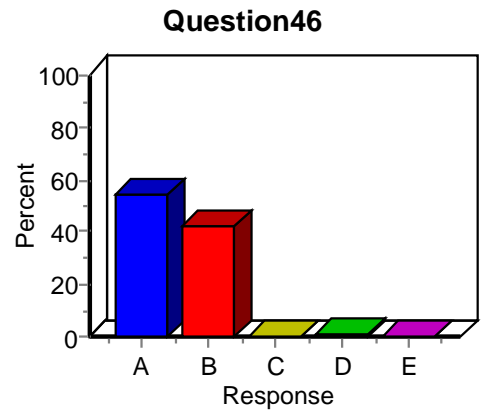
### Item Analysis: Question45

Label	Value	Frequency	Percent
A	1	396	46.81
B	2	421	49.76
C	3	4	0.47
D	4	4	0.47
E	5	1	0.12
Total Valid		826	97.64
Total Missing		-1	2.36
Total		846	100.00



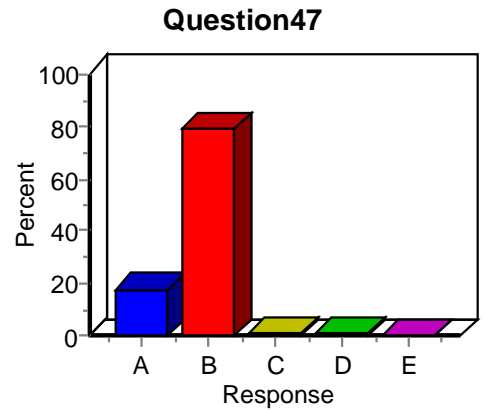
### Item Analysis: Question46

Label	Value	Frequency	Percent
A	1	459	54.26
B	2	353	41.73
C	3	2	0.24
D	4	5	0.59
E	5	0	0.00
Total Valid		819	96.81
Total Missing		-1	27
Total		846	100.00



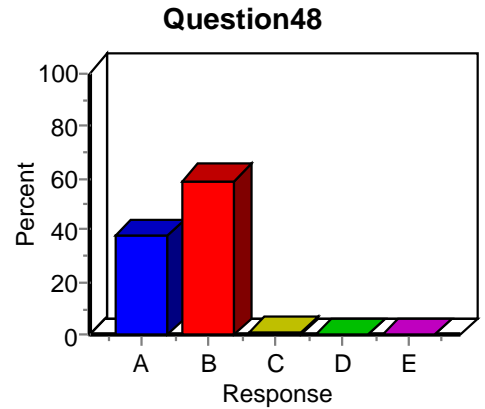
### Item Analysis: Question47

Label	Value	Frequency	Percent
A	1	151	17.85
B	2	667	78.84
C	3	6	0.71
D	4	4	0.47
E	5	0	0.00
Total Valid		828	97.87
Total Missing		-1	18
Total		846	100.00



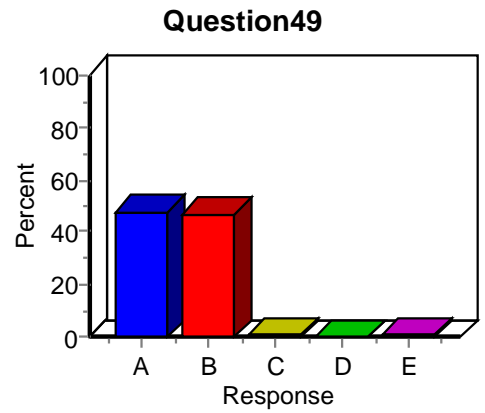
### Item Analysis: Question48

Label	Value	Frequency	Percent
A	1	321	37.94
B	2	497	58.75
C	3	7	0.83
D	4	1	0.12
E	5	1	0.12
Total Valid		827	97.75
Total Missing		-1	19
Total		846	100.00



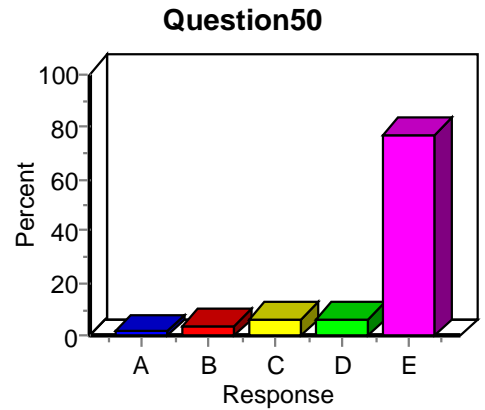
### Item Analysis: Question49

Label	Value	Frequency	Percent
A	1	401	47.40
B	2	394	46.57
C	3	6	0.71
D	4	1	0.12
E	5	6	0.71
Total Valid		808	95.51
Total Missing		-1	38
Total		846	100.00



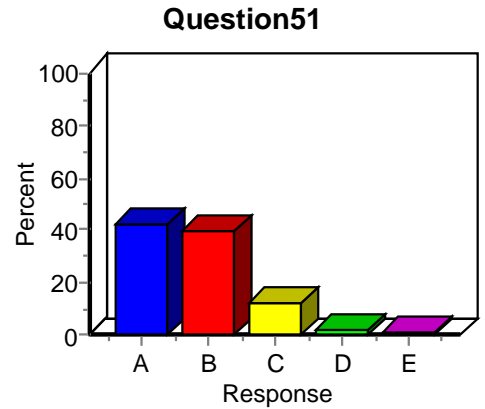
### Item Analysis: Question50

Label	Value	Frequency	Percent
A	1	16	1.89
B	2	31	3.66
C	3	54	6.38
D	4	54	6.38
E	5	646	76.36
Total Valid		801	94.68
Total Missing		-1	45
Total		846	100.00



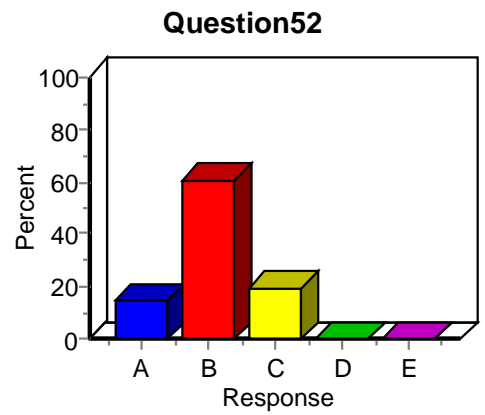
### Item Analysis: Question51

Label	Value	Frequency	Percent
A	1	353	41.73
B	2	334	39.48
C	3	100	11.82
D	4	13	1.54
E	5	5	0.59
Total Valid		805	95.15
Total Missing		-1	41
Total		846	100.00



### Item Analysis: Question52

Label	Value	Frequency	Percent	
A	1	122	14.42	
B	2	511	60.40	
C	3	167	19.74	
D	4	3	0.35	
E	5	0	0.00	
Total Valid		803	94.92	
Total Missing		-1	43	5.08
Total		846	100.00	



### Item Analysis: Question53

Label	Value	Frequency	Percent	
A	1	253	29.91	
B	2	413	48.82	
C	3	113	13.36	
D	4	7	0.83	
E	5	2	0.24	
Total Valid		788	93.14	
Total Missing		-1	58	6.86
Total		846	100.00	

