



Pop-up Blockers

What is a pop-up window?

Pop-up windows are small web browser windows that are frequently used for advertising. They often open as soon as you navigate to a web site, whether you want to see them or not. They may open when you click a link or button on a web site, and they can open either over or under the window you wish to view.

Some pop-ups that you open by clicking a link or button are helpful or necessary. For example, if you click an image to see a larger version, it might open in a pop-up window. Or if you are buying concert tickets online, you might click a link to see a seating diagram that opens in a pop-up window. Many CCSU web-based applications, such as WebCT and Banner, also use pop-up windows.



Internet Explorer - Windows XP Service Pack 2

Internet Explorer 6 for Windows XP Service Pack 2 (SP2) has a built-in pop-up blocker utility.

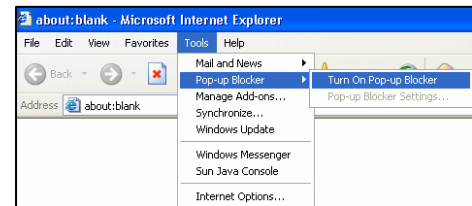
Where can I download it from?

This can be downloaded by going to <http://windowsupdate.microsoft.com> and click **Express** to search for Critical Updates. *(This process may need to be repeated several times before Service Pack 2 becomes available to download).*

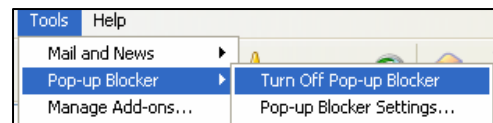


How do I enable/disable the Pop-up Blocker?

To enable the Pop-up Blocker within Internet Explorer, select Tools -> Pop-up Blocker -> Turn On Pop-up Blocker

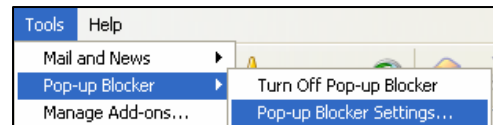


Alternatively, to disable the Pop-up Blocker, select Tools -> Pop-up Blocker -> Turn Off Pop-up Blocker

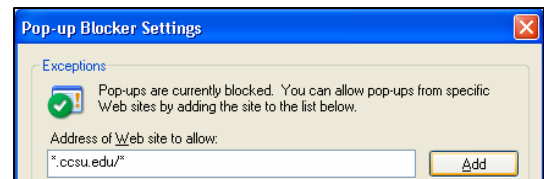


What do I do if I want pop-ups at specific web sites?

To always allow pop-ups from specific websites, simply add it to your "Allowed sites" list by selecting Tools -> Pop-up Blocker -> Pop-up Blocker Settings...



Then type the web address in the "Address of Website to allow" field, then click Add
*(Note: astrisks * can be used as a wild card.
i.e. *.ccsu.edu means any pop-ups from ccSU.edu will be allowed)*





Pop-up Blockers


Yahoo Toolbar

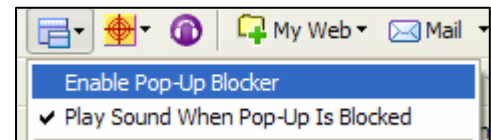


Where can I download it from?


Go to <http://toolbar.yahoo.com> and click on “Download the Yahoo! Toolbar”.

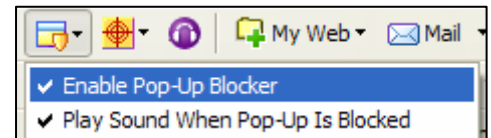
How do I enable the Pop-up Blocker?

Within the Yahoo toolbar, click on the icon  that has a small window inside a bigger window, then select “Enable Pop-Up Blocker.” A check mark will appear next to “Enable Pop-Up Blocker” when the pop-up blocker is enabled.





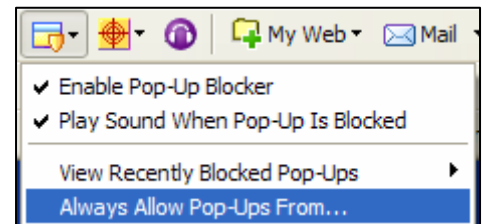
How do I disable the Pop-up Blocker?

Within the Yahoo toolbar, click on the icon  that has a small arrowhead inside a bigger window, then select “Enable Pop-Up Blocker.” The check mark will disappear from the “Enable Pop-Up Blocker” when the pop-up blocker is disabled.



What do I do if I want pop-ups at specific web sites?

To always allow pop-ups from specific websites, simply add it to your “Always Allow Pop-Ups From...” list. Click on  or  and select “Always Allow Pop-Ups From...” select the web address you would like to allow pop-ups for and click “Allow”.





Pop-up Blockers


Google Toolbar

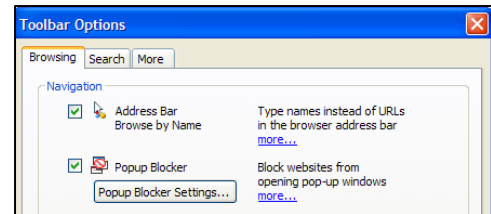


Where can I download it from?


Go to <http://toolbar.google.com> and click on "Download the Google Toolbar".

How do I enable the Pop-up Blocker?


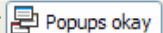
Within the Google toolbar, click Options  and a new window should appear. Select "Popup Blocker" to put a check mark next to it and click OK.



How do I disable the Pop-up Blocker?

Within the Google toolbar, click Options  and a new window should appear. Select "Popup Blocker" to clear the check mark next to it and click OK.

What do I do if I want pop-ups at specific web sites?

To always allow pop-ups from specific websites, go to that web site and click on  within the Google Toolbar. The icon will turn into  if pop-ups are allowed for that web site.



Pop-up Blockers



Mozilla Firefox 1.5.0.1 (Windows)

Where can I download it from?

Go to <http://www.mozilla.com/firefox/> and click on "Download Firefox".

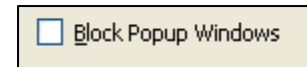
How do I enable the Pop-up Blocker?

Within the menu bar, click on Tools, Options... and an Options window appears. Select the Content icon and select "Block Popup Windows" to put a check mark next to the "Block Popup Windows" and select OK.



How do I disable the Pop-up Blocker?

Within the menu bar, click on Tools, Options... and an Options window appears. Select the Content icon and select "Block Popup Windows" to clear the check mark next to the "Block Popup Windows" and select OK.



What do I do if I want pop-ups at specific web sites?

To always allow pop-ups from specific websites, simply add it to your "Allowed Sites" list by selecting Tools -> Options

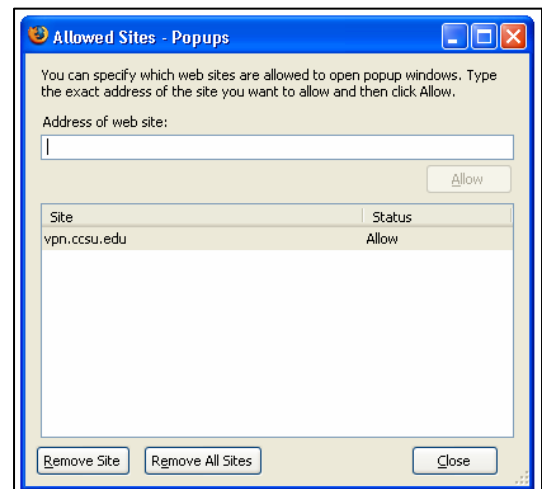
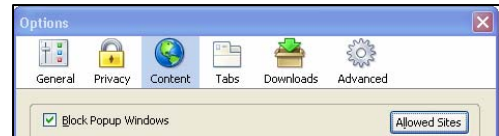
-> Content

-> Allowed Sites

Then type in the web address to allow pop-ups in the "Address of Web site" field and click Allow.

(Note: astrisks * can be used as a wild card.

i.e. *.ccsu.edu means any pop-ups from ccSU will be allowed)





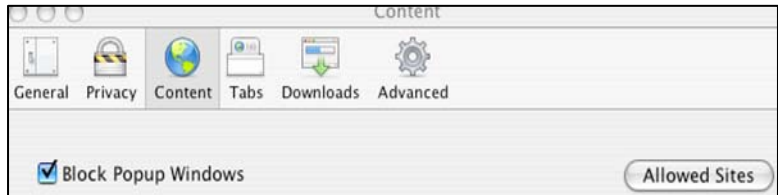
Pop-up Blockers

Mozilla Firefox 1.5.0.1 (Mac OS X)

Where can I download it from?

Go to <http://www.mozilla.com/firefox/> and click on "Download Firefox".

How do I enable the Popup Blocker?



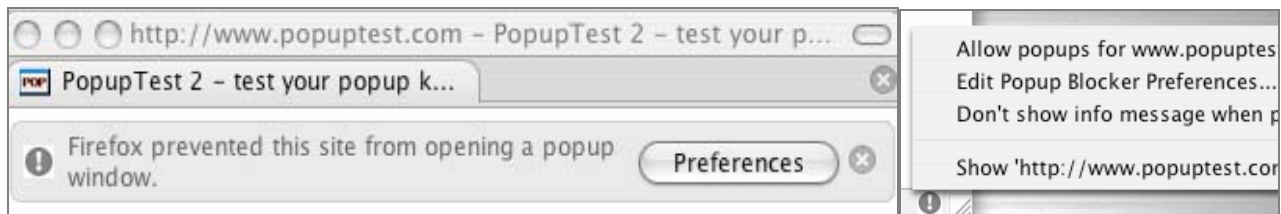
- In the menu bar, click **Firefox** then **Preferences...**
- Click the **Content** tab and then ensure that **Block Popup Windows** is checked.

How do I disable the Popup Blocker? (Same place as enabling)

- Within the menu bar, click **Firefox** then **Preferences...**
- Click the Content tab and then ensure that **Block Popup Windows** is unchecked.

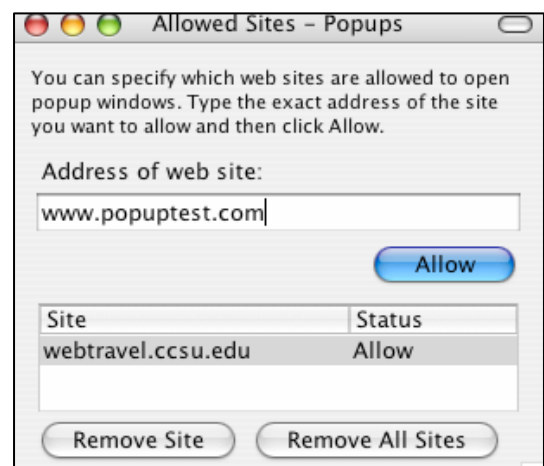
How do I know if a Pop-up has been blocked?

Firefox displays popup blocker messages at the top and bottom of any page it blocks in.



What do I do if I want pop-ups at specific web sites?

- In the menu bar, click **Firefox** then **Preferences...**
- Click the **Content** tab and then **Allowed Sites**.
- Type the address you want to add and click **Allow**.





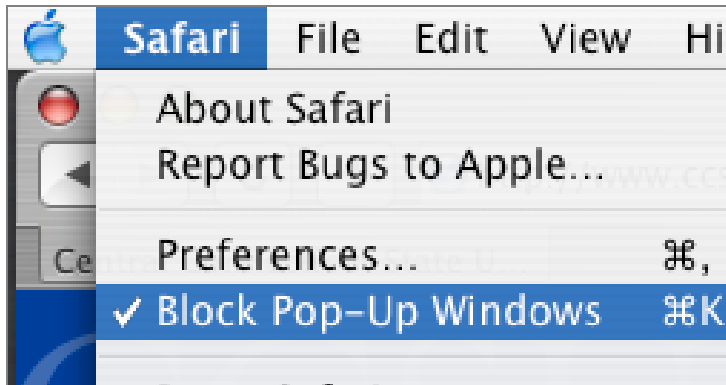
Pop-up Blockers

Apple Safari

Where can I download it from?

Safari is built in to OS X and has Pop-up blocking built in.

How do I enable/disable the Pop-up Blocker?



Method 1:

In the menu bar, click **Safari**, then **Block Pop-up Windows** (*check* means that is *enabled*).

Method 2:

Press **⌘K** (command + K) to toggle the pop-up blocker.

What do I do if I want pop-ups at specific web sites?

Safari does not keep an exception list. Instead you should toggle the pop-up blocker as needed.



Pop-up Blockers

Here is a list of some CCSU web-based applications where you may need to set your browser or toolbar to allow pop-ups:

Application	Web Address
CCSU	*.ccsu.edu*
Brio OnDemand	http://brio.ccsu.edu/odshtml/
Citrix	https://citrix.ccsu.edu:444/Citrix/MetaFrame/default/default.aspx
Gelco	https://webtravel.ccsu.edu
IN Banner	https://inb.ccsu.edu:4444/forms90/f90servlet?config=inb_prod
Outlook Web Access (OWA)	http://www.mail.ccsu.edu/
QuickPay	Students/Faculty/Staff: Access through CentralPipeline (http://pipeline.ccsu.edu or http://luminis.ccsu.edu) Authorized Payers: https://quikpayasp.com/ccsu/campus/tuition/authorized.do
Time Processing System (TPS)	http://csutps1.so.ct.edu/ccsu/tpsdoitr1.nsf/Web%20MainFrame?OpenFrameSet
Virtual Private Network (VPN)	https://vpn.ccsu.edu/dana-na/auth/url_default/welcome.cgi
Web Files	Faculty/Staff: https://webfiles.ccsu.edu/ Students: https://www.students.ccsu.edu/myfiles/
WebCT CE	Access through CentralPipeline (http://pipeline.ccsu.edu or http://luminis.ccsu.edu)
WebCT Vista	Access through CentralPipeline (http://pipeline.ccsu.edu or http://luminis.ccsu.edu)
WebNow	http://imagenow.ccsu.edu:8100/webnow/